

TRAVEL CHEAT SHEET

Wi-Fi



How To Avoid Charges

- Before you land on non-US soil, make the following changes in Settings:

CELLULAR: Turn **off** Cellular Data

AIRPLANE MODE: Turn **on** Airplane Mode



If You MUST Make Calls Away From Wi-Fi

- Before you leave, call your carrier for a special international plan
- When you reach your destination, purchase a local SIM card or cheap phone



Stay Connected with Wi-Fi

Wi-Fi is a technology that allows computers, smartphones and tablets to exchange data or connect to the internet. It can be used as an alternative to the connection provided by your carrier (Verizon, AT&T, Sprint or T-Mobile) which can become prohibitively expensive when used outside of the US.


1 Find a Wireless Network

- In Settings, turn Wi-Fi on and look at options under Choose a Network... Often, names will reflect their location eg. "SFO Free Wi-Fi" at SFO airport

2 Get Connected

-  If you see a lock, you'll need a password. Ask the store, restaurant or hotel owner
-  If there isn't a lock, your phone may automatically connect to the network. Open Safari, type Google.com at the top and press Go. If webpages don't load immediately, you may have to pay or accept some terms and conditions

3 Don't Go Too Far

-  Wi-Fi's service range is only within 50-100 feet of the router box
- When you leave range, go to Settings and turn Wi-Fi off to preserve battery

4 What You Can Use via Wi-Fi

- Email
- Messages (text with others using iPhones, iPads and Macs; iMessages will be blue)
- Skype (to make phone calls; sign up for an account and add funds before you leave)
- Other Apps that need up-to-date information: eg. Safari, Netflix and Facebook

Computers Made Easy Travel Deal

Let me help you research your destinations and download and set up apps on your phone. I'll even make sure you have all the chargers, converters, and everything else you need to make your next trip technology stress-free!



Computers Made Easy

You bought it... Let me show you how to use it!

Debbie Leight:

(415) 475-1930
debbie@made-easy.net

www.made-easy.net

For more tips and tricks, sign up for our newsletter!